

FLEX-GARD/CLOSET & SHOWER RISER SPACERS

A COMPETITIVE ALTERNATIVE IN CLOSET BEND SPACERS



Plumber removing cardboard spacer



Plumber removing **FLEX-GARD**


Tired of the hassle, the mess, and the wasted time of removing conventional cardboard spacers?

We thought so. That's why we at Cal Western devised **FLEX-GARD**. **FLEX-GARD** is made of foam. It doesn't stick to cement like cardboard. Spacer removal is fast and easy allowing time to get to the real business at hand. Plus, **FLEX-GARD** cost no more than conventional cardboard spacers.

Next time you order a closet bend spacer, save yourself needless frustration—ask for **FLEX-GARD**.

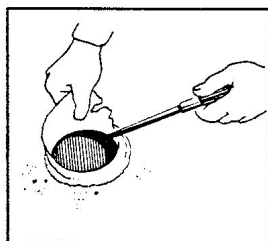
DISCOVER THE DIFFERENCE OF **FLEX-GARD** IN 5 EASY STEPS

1



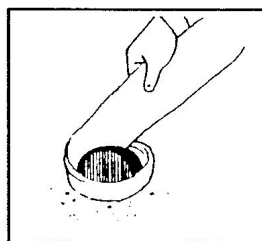
Insert screwdriver at foam end closest to pipe

2



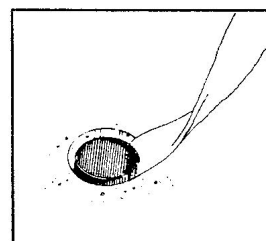
Pry up and grip foam

3



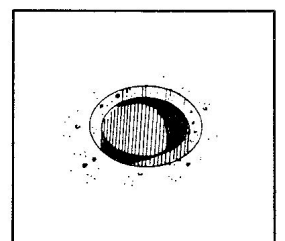
Pull and unravel

4



Continue unraveling

5



A clean, wide space is left for flange

